

Juan Cabeza

2

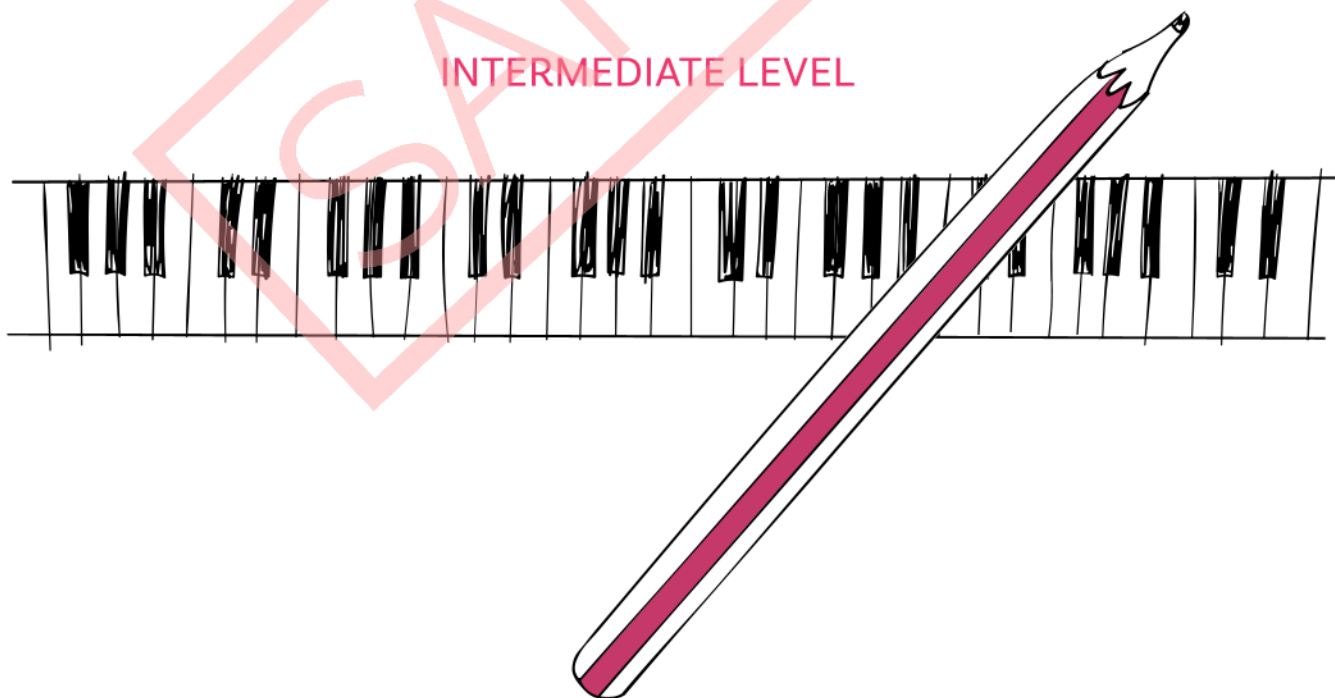
PIANO

notebook

LITTLE STAR

Variations on
Twinkle Twinkle Little Star
for practicing triads
with the right hand

INTERMEDIATE LEVEL



A project by Juan Cabeza and Marina Alcolea



Piano Notebook is a project created to provide various materials, resources, ideas and activities for piano teachers with elementary and intermediate level students.

Each publication will address a topic related to piano pedagogy. Depending on the topic of each notebook, different materials will be included, such as compositions, improvisations, arrangements, technical exercises, audios, card sheets, theory and rhythm.

It will all be sold in PDF format with a studio license, which will allow teachers who purchase it free and unlimited use with their own students.

Juan Cabeza

2 PIANO notebook

Three note major and minor chords (triads) are part of the basic vocabulary of music. This publication aims to provide stimulating and pedagogical material so the student can interpret, recognize and understand these chords and their different possibilities.

Piano Notebook 2 contains:

- 20 variations of Twinkle Twinkle Little Star using three note chords or arpeggios in the right hand.
- 10 audio files with examples of some of the variations.
- Printable card sheets with single-bar and two-bar patterns.
- A tracking chart for the 12 major keys.
- Printable card sheets for all major keys.

Ways to use Piano Notebook 2

All the pieces and patterns presented in this book are based on combinations of two main ideas. On the one hand, the left hand performs a pedal point or drone on the tonic in the A section and on the dominant in the B section. Meanwhile, the right hand plays the melody with chords or arpeggios, maintaining the same pattern throughout the entire piece. The simple design of the left hand allows the student to concentrate on the different ways of playing the different chords and arpeggios and to highlight the melody of the piece.

To learn the melody, we recommend that the student play it by ear using just one finger of the right hand (2nd or 3rd). This way, the student can exercise her hearing and clearly realize how the melody is constructed. The melodic movement is very simple: it either moves by scale steps of the major scale, or the same note is repeated, or there is a perfect fifth.

The piece is structured following the ternary ABA form. The first A section is repeated in some of the variations but not in others. This can be changed according to the tastes of the teacher or student.



The material contained in this publication can be used in very different ways depending on the student and the pedagogical goal. Here are some ideas:

- 20 ways of playing Twinkle Twinkle Little Star are proposed in the first part of the book using the premises explained above (left hand: pedal point or drone, right hand: melody with chords or arpeggios). In this way, the pieces can be played as they are written.
- Several two-bar patterns are proposed in the second part of the book to get a start on the piece. They can be chosen at random and the student can then play the entire piece based on the proposed beginning. You can also choose a pattern for the A section and a different one for the B section (with the same meter). Or the teacher plays the beginning and the student guesses the pattern by ear and selects the corresponding card.
- Single-bar patterns are also separate-handed and can be used in combination with each other (those with the same meter). You can also use different cards for sections A or B or use them to work on ear training activities.

- In both the proposed two-bar and single-bar patterns, some blank cards are included so that the teacher or student can write their own patterns.
- A chart is included at the end of the book to keep a record of the keys the student has practiced in case you want to work on transposing the pieces to other keys.



PIANO

notebook

20 variations of
Twinkle Twinkle Little Star

Little Star 🎵

3

The musical score for 'Little Star' is presented in six systems, each with a grand staff (treble and bass clefs). The key signature is one flat (Bb) and the time signature is 6/8. The melody in the treble clef consists of eighth and sixteenth notes, while the bass clef provides a simple harmonic accompaniment with dotted half notes. A large, diagonal red watermark with the word 'SAMPLE' is overlaid across the center of the page.

Little Star

16



The musical score for 'Little Star' is presented in six systems, each consisting of a treble and bass staff. The time signature is 12/8. The melody in the treble staff is composed of eighth and sixteenth notes, while the bass staff provides a simple accompaniment of quarter notes. A large, diagonal red watermark with the text 'SAMPLE' is overlaid across the center of the page.


PIANO

notebook

Printable card sheets
(two-bar patterns)

A musical score for the song 'The Rose Tree'. It features a treble and bass staff in 4/4 time. The treble staff contains the melody, which is a simple tune with eighth and quarter notes. The bass staff provides a simple accompaniment with a single note on the first beat of each measure and a half note on the third beat.

18



Example 18 continues with measures 18 through 21. The melody in the treble staff is composed of eighth and sixteenth notes, while the bass staff provides a simple harmonic accompaniment with quarter and eighth notes.

19

20

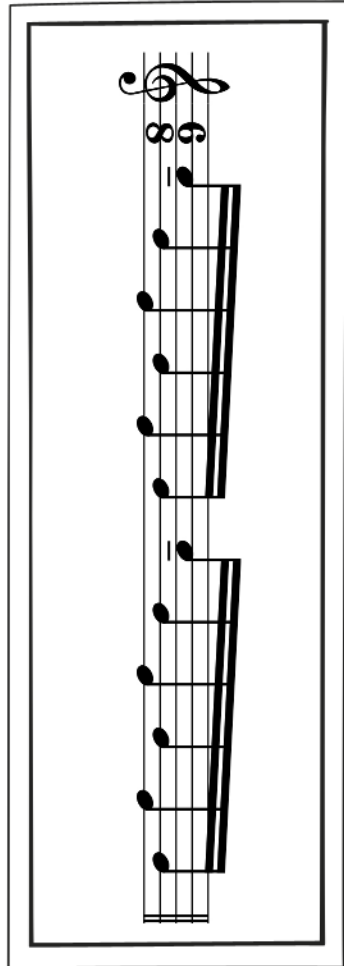
Example 10

PIANO 2
notebook

PIANO

notebook

Printable card sheets
(single-bar patterns)



PIANO

notebook

Printable card sheets

C

A

G

E

D

B



